

Modify Your Company Details

Make any needed changes in the fields below. The information provided will appear on your company profile page and viewed by website users. Field headings will appear only if you have added information in the field. Fields with no information will not appear on your company listing page.


When you are finished adding and updating the form, click the green "Save Changes" button in the bottom right. Please be aware that all updates will be submitted for approval before they are published on the website live.

*Please complete the following Fields

* **Required**

Company Details

- **Name*** – Enter how you want your company name listed & viewed on the website.
- **Logo*** – (Right Column) Select "Upload new image"
 - Images should be at least 500px wide. High resolution JPG or PNG files should work well.
- **Teaser*** – This appears on the listing pop out, recommended word count 200
- **YouTube** (Right column) – Enter the ID's and/or Username here.
- **Description*** – Enter a company description here.
- **Number of Employees**
- **Years in operation**
- **Sales Regions** – Enter how you want it to appear in your profile.
- **Sales Channels** – Enter how you want it to appear in your profile.

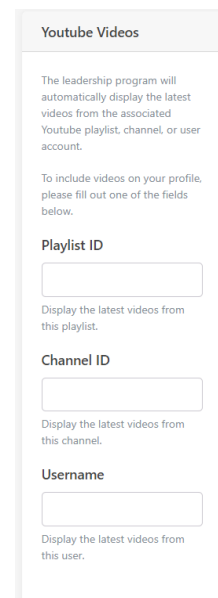


Address Information

- **Address 1**
- **Address 2**
- **City**
- **State/Province***
- **Zip/Postal Code**
- **Country***

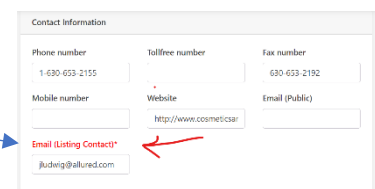
Contact Information

- **Phone*** – Enter how you want it to appear in your profile.
- **Fax** – Enter how you want it to appear in your profile.
- **Tollfree** – Enter how you want it to appear in your profile.
- **Mobile number** – Enter how you want it to appear in your profile.
- **Email (Public)*** – Enter a public facing email here.
- **Email (Listing Contact)*** - Enter the email address for who will update your company listings. This is NOT public facing.
- **Website*** – Enter how you want it to appear in your profile.



Social Media

- **Social Links** – Add as many as you would like
- **YouTube Videos can be added in the right column.**



Services, Products, and Warranty Information

- [Product URL](#) – We suggest linking to a page that lists all your products. This links the words “More Products” on your listings pop-out.
- [Product Summary](#) -This appears on the listing pop-out, recommended word count 100. If you use more than 100 words, the message will be truncated.
- [Services Provided](#) – Enter how you want it to appear in your profile.
- [Warranty/Guarantee Information](#) – Enter how you want it to appear in your profile.
- [Training](#) – Enter how you want it to appear in your profile.
- [Service, support & spare parts:](#) – Enter how you want it to appear in your profile.